

MSBOA State Solo & Ensemble Festival

SOLO and ENSEMBLE PROFICIENCY SCALES

WIND and MELODY PERCUSSION INSTRUMENTS

These scales are not listed in concert pitch.

Required Scale Rhythm:



Chromatic: Even Rhythm – Such as even eighth notes or triplets

Minimum Tempo: Proficiency I- quarter note = 80; Proficiency II- quarter note = 100; Proficiency III- quarter note = 120

Articulation: All slurred or all tongued (adjudicator's choice)

Note: Proficiency examinations are cumulative, i.e., Proficiency II includes all scales listed in both I and II and Proficiency III includes scales listed for I, II, and III. **All Scales must be memorized.** Students are allowed 60 seconds to look over music for the sight reading part of the examination. Upper case (B) indicates major scales, lower case (b) indicates melodic minor, and “chr.” indicates chromatic. The number after a scale indicates the number of octaves.

SCALES

	Proficiency I	Proficiency II	Proficiency III
Piccolo	Bb2, Eb2, F2, C1 g2, c1, d2, a2, Eb chr.2	Ab2, G2, D2 f2, bb2, e2, b2, G chr. 2	A2, E2, B2, Gb2 f#2, g#2, eb2, C chr. 2
Flute	Bb2, Eb2, F2, C2 g2, c2, d2, a2, Eb chr. 2	Ab2, Db2, G2, D2 f2, bb2, e2, b2, G chr. 2	A2, E2, B2, Gb2 f#2, c#2, g#2, eb2, C chr. 3
Oboe/English Horn	Bb1, F1, C2, G1 g1, d1, a1, e1, C chr. 2	Eb1, Ab1, D2, A1 c2, f1, b2, f#1, D chr 2	Db2, Gb1, E2, B2 bb1, eb2, c#2, g#1, E chr. 2
Bb Clarinet (Eb Soprano)	C2, F3, Bb2, G3 a2, d2, g3, e3, E chr 3	Eb2, Ab2, D2, A2 c2, f3, b2, f#3, F chr. 3,	Db2, Gb3, E3, B2 bb2, eb2, c#2, g#2, G chr. 3
Alto and Bass (Contra.) Clar	C2, F2, Bb2, G2 a2, d2, g2, e2, E chr. 2	Eb1, Ab2, D1, A2 c2, f2, b2, f#2, F chr. 2	Db2, Gb2, E3, B2 bb2, eb1, c#1, g#2, G chr 2
Bassoon	Bb2, F2, C2, G2 g2, d2, a2, e2, Bb chr. 2	Eb2, Ab2, D2, A2 c2, f2, b2, f#2, A chr. 2	Db2, Gb2, E2, B2 bb2, eb2, c#2, g#2, Bb chr. 3
Saxophone (Sop, Alto, Tenor, Bari)	G1, C2, F2, Bb2 e2, a1, d2, g1, C chr. 2	D2, A1, Eb2, Ab1 b2, f#1, c2, f2, Bb chr. 2	E2, B2, Db2, F#2 c#2, g#1, bb2, d#2, F chr. 2
Cornet Trumpet	C1, F1, Bb2, G2 a2, d1, g2, e1, G chr. 2	Eb1, Ab2, D1, A2 c2, f1, b2, f#2, Bb chr. 2	E1, B2, Gb2, Db2 c#2, g#2, eb1, bb2, C chr.2
French Horn	F2, Bb1, Eb1, C1 d1, g2, c1, a1, F chr. 2	Ab2, Db1, G2, D1 f2, bb1, e2, b1, G chr. 2	A2, E2, B2, Gb2 f#2, c#1, g#2, eb2, C chr. 3
Trombone	Bb1, Eb1, Ab2, F2 g2, c1, f2, d1, F chr. 2	Db1, Gb2, C1, G2 bb2, eb1, e2, a2, Ab chr. 2	D1, A2, E2, B2 b2, f#2, c#1, g#2, Bb chr. 2
Baritone Bass Clef	Bb1, Eb1, Ab2, F2 g2, c1, f2, d1, F chr. 2	Db1, Gb2, C1, G2 bb2, eb1, a2, e2, Ab chr. 2	D1, A2, E2, B2 b2, f#2, c#1, g#2, Bb chr. 2
Baritone Treble Clef	C1, F1, Bb2, G2 a2, d1, g2, e1, G chr. 2	Eb1, Ab2, D1, A2 c2, f1, b2, f#2, Bb chr. 2	E1, B2, Gb2, Db2 c#2, G#2, eb1, bb2, C chr. 2
Tuba	Bb1, Eb1, Ab2, F2 g2, c1, f2, d1, F chr. 2	Db1, Gb2, C1, G2 bb2, eb1, a2, e2, Ab chr. 2	D1, A2, E2, B2 b2, f#2, c#1, g#2, Bb chr. 2
Melody Percussion	C2, F2, Bb2, Eb2 a2, d2, g2, c2, Bb chr. 2	Ab2, Db2, G2, D2 f2, bb2, e2, b2, G chr. 2 Chord pro. C & F I, IV, V, I	A2, E2, B2, F#2 f#2, c#2, g#2, d#2, C chr. 3 Chord pro. G & Bb I, IV, V, I

NOTE: Sight Reading contains some alternate clefs.

There are Horn – bass clef, Bassoon – tenor clef, Trombone - alto/tenor clef

MSBOA State Solo & Ensemble Festival

SOLO AND ENSEMBLE PROFICIENCY SCALES

for

STRING INSTRUMENTS

Bowings: Adjudicator's Choice – A or B



Minimum Tempo: Proficiency I- quarter note = 80; Proficiency II- quarter note = 100; Proficiency III- quarter note = 120

Note: Proficiency examinations are cumulative, i.e., Proficiency II includes all scales listed in both I and II, and Proficiency III includes scales listed for I, II, and III. **All scales must be memorized.** You are allowed 60 seconds to look over music for the sight reading part of the examination. Upper case (B) indicates major scales, lower case (b) indicates melodic minor, and “chr.” indicates chromatic. Number after scale indicates number of octaves.

SCALES

Instrument	Proficiency I	Proficiency II	Proficiency III
Violin	G3, Ab3, A3, Bb3, e2, f2, f#2, g3, G Chr. 2	B3, C3, Db3, D3, g#3, a3, bb3, b3, D Chr. 2	Eb3, E3, F3, F#3, c3, c#3, d3, d#3, G Chr.3
Viola	C3, Db3, D3, Eb3, a2, bb2, b2, c3, C Chr.2	E3, F3, F#3, G3, c#3, d3, d#3, e3, G Chr. 2	Ab3, A3, Bb3, B3, f3, f#3, g3, g#3, C Chr. 3
Cello	C3, D3, F3, G3, a2, b2, d3, e3, C Chr. 2	Eb3, Ab3, A3, Bb3, c3, f3, f#3, g3, G Chr. 2	E3, B3, Db3, F#3, c#3, g#3, bb3, d#3, C Chr. 3
String Bass	D1, Eb1, E2, F2 b1, c1, c#1, d1, A Chr. 1	G2, Ab2, A2, Bb2, e2, f2, f#2, g2, D Chr. 1	B2, C2, D2, Gb2, g#2, a2, b2, eb2, E Chr. 2

CHROMATIC SCALES

Even Rhythm- such as even eighth notes or triplets.

Start on the lowest available open string. Suggested fingering patterns are:

Violin and Viola – 0 1-1 2-2 3 4 0 etc.

Cello – 0 1 2 3 1 2 3 0 etc.

String Bass – 0 1-1 2-4 0 etc.

NOTE: Sight Reading contains some alternate clefs for **viola, cello, and bass.**

MSBOA State Solo & Ensemble Festival

Piano Proficiency

Proficiency One

1. All major scales and arpeggios, hands together, parallel motion, 4 octaves, ascending and descending all eighth notes at a minimum speed of MM=80. See sample scales below. * (15 points)
2. Prepared Solo (50 points)
3. Any JS Bach Two Part Invention (15 points)
4. Sight Reading (20 points)

Proficiency Two

1. All major scales and arpeggios, all white key minor scales (melodic form), and white key minor arpeggios played hands together hands together, parallel motion, 4 octaves, ascending and descending all eighth notes at a minimum speed of MM=100. See sample scales below. * (15 points)
2. Prepared Solo (50 points)
3. Any JS Bach Three Part Invention (15 points)
4. Sight Reading (20 points)

Proficiency Three

1. All major scales and arpeggios, all minor scales (melodic form), and white key minor arpeggios played hands together hands together, parallel motion, 4 octaves, ascending and descending all eighth notes at a minimum speed of MM=120. See sample scales below. * (15 points)
2. Prepared Solo (50 points)
3. Any Fugue from *The Well Tempered Clavichord* by JS Bach (15 points)
4. Sight Reading (20 points)

* Suggested fingerings of scales and arpeggios may be found in texts such as the *Schmitt Preparatory Exercises Op. 16*, the *Complete Hanon*. Published by Schirmer, etc.

EXAMPLE OF MAJOR SCALE AND ARPEGGIO

C Major

EXAMPLE OF MELODIC MINOR SCALE AND ARPEGGIO

a minor

MSBOA State Solo & Ensemble Festival

HARP PROFICIENCY SCALES AND INFORMATION

Proficiency One

1. a. All major scales*, hands **together**, minimum of 1½ octaves, ascending and descending, all eighth notes, at a minimum speed of MM ♩ = 80.
- b. All major arpeggios*, hand over hand, 4 octaves, ascending and descending, all eighth notes, at a minimum speed of MM ♩ = 80. See sample scales and arpeggios. (25 points)
2. Prepared Solo (50 points)
3. Sight Reading (25 points)

Proficiency Two

1. a. All major & minor (harmonic form) scales*, hands **together**, minimum of 1½ octaves, ascending and descending, all eighth notes, at a minimum speed of MM ♩ = 100.
- b. All major, minor and dominant seventh arpeggios*, hand over hand, 4 octaves, ascending and descending, all eighth notes, at a minimum speed of MM ♩ = 100. See sample scales and arpeggios. (25 points)
2. Prepared Solo (50 points)
3. Sight Reading (25 points)

Proficiency Three

1. a. All major & minor (harmonic form) scales*, hands **together**, minimum of 1½ octaves, ascending and descending, all eighth notes, at a minimum speed of MM ♩ = 120.
- b. All major, minor and dominant seventh arpeggios*, in any inversion, hand over hand, 4 octaves, ascending and descending, all eighth notes, at a minimum speed of MM ♩ = 120. See sample scales and arpeggios.
- c. Glissando passage - see sample (25 points)
- d. Harmonic exercise - see sample. (25 points)
2. Prepared Solo (50 points)
3. Sight Reading (25 points)

* For troubadour harps, only C and sharp keys are required. Top right hand grouping for arpeggios may be altered to reflect the range of the instrument.

Harp Proficiency Patterns

Scales (hands separately) - Minimum 1-1/2 octaves

Right Hand

Left Hand

Harp Proficiency III Only

1. Glissando
♩ = 60 (Minimum)

2. Harmonics (Harmonics written where played)

MSBOA State Solo & Ensemble Festival

Percussion Proficiency Information

Snare Drum Proficiency I, II, & III

Section 1 - Stick Control	25 points
Section 2 - Sight Reading	25 points
Section 3 - Prepared Solo	50 points

Melody Percussion Proficiency I, II, & III

Section 1 -	25 points
Proficiency I - Five Scales	
Proficiency II - 5 Scales and/or 4 mallet C & F Chord Progressions	
Proficiency III - 5 Scales and/or 4 mallet G & Bb Chord Progressions	
Section 2 - Sight Reading	25 points
Section 3 - Prepared Solo	50 points

Timpani Proficiency I, II, & III

Section 1 - Prepared Etude	25 points
Proficiency I - Etude I	
Proficiency II - Etude II	
Proficiency III - The student must prepare both Etude I & II. The Adjudicator will select which Etude, I or II, is to be performed.)	
Section 2 - Sight Reading	25 points
Section 3 - Prepared Solo	50 points



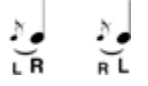


NOTE: A student performing a "Multiple Percussion" solo must perform sections 1 and 2 on either Snare Drum, Melody Percussion or Timpani.

Snare Drum Stick Control Rudiments

Rudiments are not cumulative unless they are restated under each Proficiency level.

All rudiments must be performed slow-fast-slow at a consistent dynamic.

Proficiency I:

Long Double Stroke Roll	
Long Multiple Bounce Roll	
Flams (Hand to hand)	
Ruffs (Hand to hand)	
Five Stroke Roll	

Proficiency II:

Long Double Stroke Roll - Same as Proficiency I

Long Multiple Bounce Roll - Same as Proficiency I

Single Stroke Roll	
--------------------	--

Flams and Ruffs in combination patterns:

Flamacue

LR L R LLR
RL R L RRL

Flam Paradiddle

LR L R RRL RLL

Single Drag Tap

LLR L RRL R

Single Ratamacue

LLR L R L RRL R L R

Diddle patterns:

Paradiddle

RLRRLLL

Double Paradiddle

RLRLRRLRLRLL

Proficiency III:

Long Double Stroke Roll - Same as Proficiency I

Long Multiple Bounce Roll - Same as Proficiency I

Single Stroke Roll - Same as Proficiency II

Double Stroke Rolls:

6 Stroke Roll

R LR L
L RL R

7 Stroke Roll

R LR L
L RL R

9 Stroke Roll

R R L L

13 Stroke Roll

R R L L

Flam combination patterns:

Flam Tap

Flam Accents

Double Pataflafla

Swiss Triplets

Chord Progressions for Melody Percussion Instruments

Proficiency I - Scales only

Proficiency II: C Major & F Major Chord Progressions

C Major

F Major

Proficiency III: G Major & Bb Major Chord Progressions

G Major

Bb Major

Timpani Etude I is required for Proficiency I and the student must prepare both Etude I and II for Proficiency III

Timpani Etude I

$\text{♩} = 112$
G - C

Measures 1-8: *f*, *p*

Measures 9-16: *mf*, *fp*

Measures 17-24: *fp*, *pp*

Measures 25-30: *mf*

Measures 31-39: Change C → D, *mf*

Measures 40-47: *mf*

Measures 48-50: *mf*

Measures 51-58: Change G → A, *f*

Measures 59-60: Slower, *p*

Measures 61-63: *mf*

Measures 64-67: *f*

Measures 68-71: *mp*

Measures 72-76: *mp*

Timpani Etude II is required for Proficiency II and the student must prepare both Etude I and II for Proficiency III

Timpani Etude II

♩ = 80
G - C - F

2 3 4 5 6

p

7 8 9 10

G → A *f*

11 12 13

F → E

14 15 16 17

fp *fp*

18 19 20

mf C → C#

21 22 23

f Pedal 29

24 25 26 27

p *f* Pedal *p* Pedal 23

28 29 30RH

LH

31 32

33